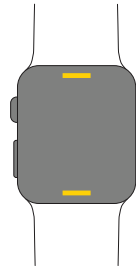


# OfferBox Case + Band for Apple Watch

## Band Install

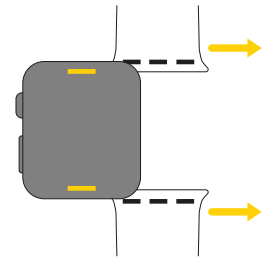
**1**

Press and hold band release button.



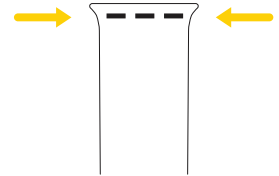
**2**

Slide off band.



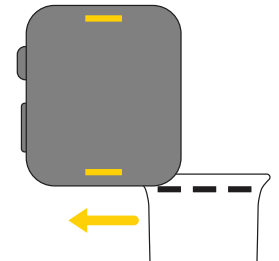
**3**

Ensure band metal tabs are facing you.



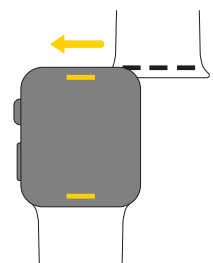
**4**

Slide band onto watch until you hear it click.



**5**

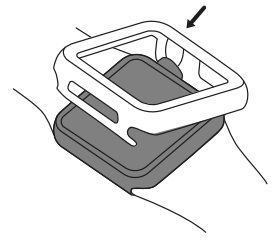
Repeat on other side.



## Bumper Install

**1**

Insert digital crown side into case, watch face up.



**2**

Press case onto watch. Avoid pressing directly on screen protector.

